



# MOTIEN TECHNOLOGY CO., LTD.

# DC/DC CONVERTER


0.25-0.75W

1W - 3W

4W - 6W


**VA-0.25/0.5W**

- ±10% input
- Unregulated
- Single output
- 1K~3KV isolation
- SIP4/DIP8




**VA-1/1.5W**

- ±10% input
- Unregulated
- Single/dual output (1.5W single output only)
- 1K~3KV isolation
- SIP4/DIP8




**VE-2W**

- ±10% input
- Unregulated
- Single output
- 1K~3KV isolation
- SIP4




**VB-1/2W**

- 2:1 input
- Regulated
- Single/dual output
- 1K~3KV isolation
- Remote on/off
- SIP8/DIP16




**VB-3W**

- 2:1 input
- Regulated
- Single/dual output
- 1.6KV isolation
- Remote on/off
- SIP8




**NP1**

- ±10% input
- Unregulated
- Single/dual output
- 3K~6KV isolation
- SIP7



**VD-4/5/6W**

- 2:1 input
- Regulated
- Single/dual output
- 1.5K~3.5KV isolation
- DIP24




**MD-6W**

- 2:1 input
- Regulated
- Single/dual output
- 1.5K~3KV isolation
- DIP24




**V1-0.5/0.75W**

- ±10% input
- Unregulated
- Single/dual output
- 1K~6KV isolation
- SIP7/DIP14




**V1-1W**

- ±10% input
- Unregulated
- Single/dual output
- 1K~6KV isolation
- SIP7/DIP14




**VF-2/3W**

- ±10% input
- Regulated
- Single output
- 1K~5.2KV isolation
- SIP12




**MB-1W**

- 2:1 input
- Unregulated
- Single/dual output
- 1.5KV isolation
- SIP6




**VBW-2/3W**

- 4:1 input
- Regulated
- Single/dual output
- 1.5KV isolation
- Remote on/off
- SIP9




**NP2**

- ±10% input
- Unregulated
- Single/dual output
- 3K~6KV isolation
- SIP7




**VK/VQ-4/5/6W**

- 4:1 input
- Regulated
- Single/dual output
- 1.5K~3.5KV isolation
- DIP24




**MK-6W**

- 4:1 input
- Regulated
- Single/dual output
- 1.5K~3KV isolation
- DIP24




**M4-1W**

- ±10% input
- Regulated
- Single output
- 1K~3KV isolation
- SIP7/DIP14




**M1-1/2/3W**

- ±10% input
- Semi-regulated
- Single/dual output
- 1K~3KV isolation
- SIP7




**MBW-3W**

- 4:1 input
- Regulated
- Single/dual output
- 1.6KV isolation
- Remote on/off (single output only)
- SIP6




**RBW-3W**

- 4:1 input
- Regulated
- Single/dual output
- 1.6KV isolation
- Remote on/off
- SIP8




**NL1**

- ±10% input
- Unregulated
- Single output
- 3KV isolation
- SIP4




**FD-4/5/6W**

- 2:1 input
- Regulated
- Single/dual output
- 1.5K~3.5KV isolation
- DIP24




**VB-6W**

- 2:1 input
- Regulated
- Single/dual output
- 1.5K~3KV isolation
- Remote on/off




**V4-1W**

- ±10% input
- Regulated
- Single output
- 1K~3KV isolation
- SIP7/DIP14




**V3-2W**

- ±10% input
- Unregulated
- Single/dual output
- 1K~6KV isolation
- SIP7/DIP14



**VD-3W**

- 2:1 input
- Regulated
- Single/dual output
- 1.5K~3.5KV isolation
- DIP24




**MD-3W**

- 2:1 input
- Regulated
- Single/dual output
- 1.5K~3KV isolation
- DIP24




**NL2**

- ±10% input
- Unregulated
- Single output
- 3KV isolation
- SIP4




**V6-6W**

- 2:1 input
- Regulated
- Single/dual output
- 1.5K~3.5KV isolation
- DIP24




**VBW-6W**

- 4:1 input
- Regulated
- Single/dual output
- 1.5K~3KV isolation
- Remote on/off
- SIP8




**VL-1W**

- ±10% input
- Unregulated
- Single/dual output
- 6KV isolation
- SIP7




**V5-1.5/2/3W**

- ±10% input
- Regulated
- Single/dual output
- 1K~6KV isolation (Metal case up to 3KV)
- DIP24



**VK-3W**

- 4:1 input
- Regulated
- Single/dual output
- 1.5K~3.5KV isolation
- DIP24




**MK-3W**

- 4:1 input
- Regulated
- Single/dual output
- 1.5K~3KV isolation
- DIP24




**R6-5/6W**

- 2:1 input
- Regulated
- Single/dual output
- 1.5K~3.5KV isolation
- DIP24




**VL-2W**

- ±10% input
- Unregulated
- Single/dual output
- 5.2KV isolation
- SIP7




**V6-1.5/2/3W**

- 2:1 input
- Regulated
- Single/dual output
- 1.5K~3.5KV isolation
- DIP24




**VP/VJ-3W**

- 4:1 input
- Regulated
- Single/dual output
- 1.5K~3.5KV isolation
- DIP24




**NA3W**

- 4:1 input
- Regulated
- Single/dual output
- 1.6KV isolation
- Remote on/off
- DIP8




**RD-5W**

- 2:1 input
- Regulated
- Single/dual output
- 1.5K~3.5KV isolation
- DIP24




**RD-2W**

- 2:1 input
- Regulated
- Single/dual output
- 1.5K~3.5KV isolation
- DIP24




**R6-2/3W**

- 2:1 input
- Regulated
- Single/dual output
- 1.5K~3.5KV isolation
- DIP24




**RP-2/3W**

- 4:1 input
- Regulated
- Single/dual output
- 1.5K~3.5KV isolation
- DIP24



**NE3**

- ±10% input
- Unregulated
- Single output
- 3KV isolation
- SIP4



**RP-5W**

- 4:1 input
- Regulated
- Single/dual output
- 1.5K~3.5KV isolation
- DIP24





# MOTIEN TECHNOLOGY CO., LTD.

TEL: + 886 - 6 - 384 - 2366 FAX: + 886 - 6 - 384 - 2399  
No.9 Keji 2nd Rd. Technology Industries Park, 70955 Tainan, Taiwan  
www.motien.com.tw ; www.motien-power.asia Email : sales@motien.com.tw



## 7.5W - 25W

## 30W - 60W

## Railway

## Non-isolation

## Reinforced

**VB-9W**

- 2:1 input
- Regulated
- Single/dual output
- 1.6KV isolation
- Remote on/off
- SIP8

**VD-8/10W**

- 2:1 input
- Regulated
- Single/dual output
- 1.5KV isolation
- DIP24

**VN-15/20W**

- 2:1 input
- Regulated
- Single/dual output
- 1.6KV isolation
- Remote on/off
- 1"x1"

**VT-30/40W**

- 2:1 input
- Regulated
- Single/dual output
- 1.6KV isolation
- Remote on/off
- 2"x1"

**VN-30W**

- 2:1 input
- Regulated
- Single/dual output
- 1.6KV isolation
- Remote on/off
- 1"x1"

**RW-8W**

- Ultra wide input
- Regulated
- Single/dual output
- 3KV isolation
- Remote on/off
- DIP24

**VR-78M**

- 4.75V~34V input
- 0.5A output current
- Efficiency up to 97%
- SIP3

**NB3R5HW**

- 4:1 input
- Regulated
- Single/dual output
- 5KVAC isolation
- Remote on/off
- DIP16

**VBW-9W**

- 4:1 input
- Regulated
- Single/dual output
- 1.6KV isolation
- Remote on/off
- SIP8

**VV-8/10/12W**

- 4:1 input
- Regulated
- Single/dual output
- 1.6KV isolation
- Remote on/off
- DIP24

**VNW-15/20W**

- 4:1 input
- Regulated
- Single/dual output
- 1.6KV isolation
- Remote on/off
- 1"x1"

**VTW-30W**

- 4:1 input
- Regulated
- Single/dual output
- 1.6KV isolation
- Remote on/off
- 2"x1"

**VNW-30W**

- 4:1 input
- Regulated
- Single/dual output
- 1.6KV isolation
- Remote on/off
- 1"x1"

**RW-20W**

- Ultra wide input
- Regulated
- Single/dual output
- 3KV isolation
- Remote on/off
- 1"x1"

**VR-78xx-1.0**

- 4.75V~18V input
- 1A output current
- Efficiency up to 94%
- SIP3

**NQ1H**

- ±10% input
- Unregulated
- Single/dual output
- 5KVAC isolation
- SIP7

**M10A-10W**

- 4:1 input
- Regulated
- Single/dual output
- 1.6KV isolation
- DIP16

**VV-15W**

- 4:1 input
- Regulated
- Single/dual output
- 1.6KV isolation
- Remote on/off
- DIP24

**VM-25W**

- 2:1 input
- Regulated
- Single/dual output
- 1.5KV isolation
- Remote on/off
- 2"x1.6"

**VT-50W**

- 2:1 input
- Regulated
- Single output
- 1.6KV isolation
- Remote on/off
- 2"x1"

**VM-30W**

- 2:1 input
- Regulated
- Single/dual output
- 1.5KV isolation
- Remote on/off
- 2"x1.6"

**RW-25W**

- Ultra wide input
- Regulated
- Single output
- 3KV isolation
- Remote on/off
- 2"x1"

**VR-78H**

- 9V~72V input
- 0.4~0.5A output current
- Efficiency up to 95%
- SIP3

**NQ2H**

- ±10% input
- Unregulated
- Single/dual output
- 5KVAC isolation
- SIP7

**V8-20W**

- 2:1 input
- Regulated
- Single/dual output
- 1.6KV isolation
- Remote on/off
- 2"x1"

**VU-12/15W**

- 2:1 input
- Regulated
- Single/dual output
- 1.6KV isolation
- Remote on/off
- DIP24

**SMD**

**VTW-60W**

- 4:1 input
- Regulated
- Single/dual output
- 1.6KV isolation
- Remote on/off
- 2"x1"

**M40A-40W**

- 4:1 input
- Regulated
- Single/dual output
- 1.6KV isolation
- Remote on/off
- 2"x2"

**MR-78xx-0.5**

- 4.5V~28V input
- 0.5A output current
- Efficiency up to 94%
- SIP3

**NC10HW**

- 4:1 input
- Regulated
- Single/dual output
- 5KVAC isolation
- Remote on/off
- DIP24

**V9-20W**

- 4:1 input
- Regulated
- Single/dual output
- 1.6KV isolation
- Remote on/off
- 2"x1"

**M7W-15W**

- 4:1 input
- Regulated
- Single/dual output
- 3KV isolation
- Remote on/off
- 1.6"x1"

**FBW-2W**

- 4:1 input
- Regulated
- Single/dual output
- 3KV isolation
- Remote on/off
- SMD 12 PIN

**M60-60W**

- 2:1 input
- Regulated
- Single output
- 1.6KV isolation
- Remote on/off
- 2"x2"

**MR-78xx-1.0**

- 7V~28V input
- 1A output current
- Efficiency up to 93%
- SIP3

**ND20HW**

- 4:1 input
- Regulated
- Single/dual output
- 5KVAC isolation
- Remote on/off
- 1.6"x1"

**V7-10/15W**

- 2:1 input
- Regulated
- Single/dual output
- 1.5KV isolation
- 2"x1"

**M9-20W**

- 4:1 input
- Regulated
- Single/dual output
- 3KV isolation
- Remote on/off
- 1.6"x1"

**V7W-10/15W**

- 4:1 input
- Regulated
- Single/dual output
- 1.5KV isolation
- Remote on/off
- 2"x1"

**V7E-15W**

- 2:1 input
- Regulated
- Single/dual output
- 1.6KV isolation
- 2"x1"

**SVRH-0.5**

- 9V~72V input
- 0.5A output current
- Efficiency up to 92%
- Temperature up to 105°C
- Remote on/off
- SMD

**NJ30HW**

- 4:1 input
- Regulated
- Single/dual output
- 5KVAC isolation
- Remote on/off
- 2"x1"

**SVR-1.0**

- Input up to 36V
- 1A output current
- Efficiency up to 96%
- Temperature up to 105°C
- Remote on/off
- SMD

## Your Power Inspiration!