


VQ-6W Series

6W 4:1 Regulated Single & Dual output



Features

- Wide 4:1 Input Range
- Full SMD Technology
- 1500 VDC Isolation, Up to 3500 VDC
- Continuous Short Circuit Protection
- Efficiency up to 83%
- -40 ~ 85°C Operation Temperature Range
- Metal Case Standard, Optional Plastic Case



The VQ series is a family of cost effective 6W single & dual output DC-DC converters. These converters are consisted with Nickel-coated copper in a 24-pin DIL package with high performance features such as 1500 VDC ~ 3500VDC input/output isolation voltage, continuous short circuit protection with automatic restart and tight line / load regulation. Devices are encapsulated using flame retardant resin. Input voltages of 24 and 48 with output voltage of 3.3, 5, 9, 12, 15, 24, ± 3.3 , ± 5 , ± 9 , ± 12 , ± 15 and ± 24 Vdc. High performance features include high efficiency operation up to 83% and output voltage accuracy of $\pm 1\%$ maximum.

All specifications typical at Ta=25°C, nominal input voltage and full load unless otherwise specified

OUTPUT SPECIFICATIONS	
Voltage accuracy	$\pm 1\%$
Line regulation	$\pm 0.5\%$
Load regulation	$\pm 0.5\%$
	(Output 3.3V / ± 3.3 V Model) $\pm 1.5\%$
Ripple & noise (20 MHz bandwidth)(1)	60mV pk-pk
Short circuit protection	Indefinite (Automatic Recovery)
Temperature coefficient	$\pm 0.02\%/^{\circ}\text{C}$
Capacitor load(2)	See table

INPUT SPECIFICATIONS	
Voltage Range	See table
Max. Input Current	See table
No-Load Input Current	See table
Input Filter	PI Type
Input Reflected Ripple Current(3)	35mA pk-pk

GENERAL SPECIFICATIONS	
Efficiency	See table, typ
I/O Isolation Voltage(3 sec)	
Input/Output	1500~3500Vdc
Metal Case/Input & Output	1000Vdc
I/O Isolation Capacitance	470 pF Typ.
I/O Isolation Resistance	1000M Ohm
Switching Frequency	Typical 266kHz
Humidity	95% rel H
Reliability Calculated MTBF(MIL-HDBK-217 F)	>1.121 Mhrs
Safety Standard : (designed to meet)	IEC 60950-1

PHYSICAL SPECIFICATIONS	
Case Material	Nickel-coated Copper
	Non-conductive Black Plastic(UL94V-0 rated)
Base Material	Non-conductive Black Plastic(UL94V-0 rated)
Pin Material	$\varnothing 0.5\text{mm}$ Brass Solder-coated
Potting Material	Epoxy (UL94V-0 rated)
Weight	17.0g(Metal Case)/13.5g(Plastic Case)
Dimensions	1.25"x0.8"x0.4"

ENVIRONMENT SPECIFICATIONS	
Operating Temperature	-40°C~85°C(See Derating Curve)
Maximum Case Temperature	100°C
Storage Temperature	-40°C~125°C
Cooling	Nature Convection

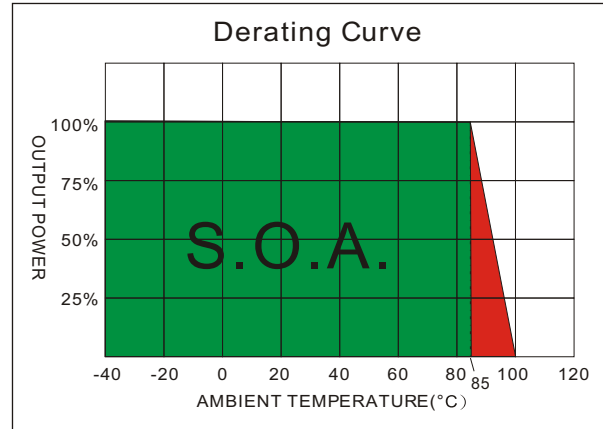
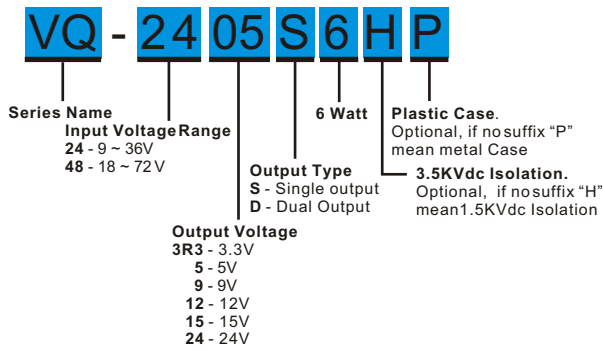
ABSOLUTE MAXIMUM RATINGS(4)	
These are stress ratings. Exposure of devices to any of these conditions may adversely affect long-term reliability.	
Input Voltage(100ms)	
24 Modes	-0.7~40 Vdc
48 Modes	-0.7~80 Vdc
Soldering Temperature	260°C
(1.5mm from case 10sec.)	

EMC SPECIFICATIONS		
Radiated Emissions	EN55022	CLASS A
Conducted Emissions (5)	EN55022	CLASS A
ESD	IEC 61000-4-2	Perf. Criteria B
RS	IEC 61000-4-3	Perf. Criteria A
EFT (6)	IEC 61000-4-4	Perf. Criteria B
Surge (6)	IEC 61000-4-5	Perf. Criteria B
CS	IEC 61000-4-6	Perf. Criteria A
PFMF	IEC 61000-4-8	Perf. Criteria A

The information and specifications contained in this data sheet are believed to be correct at time of publication. However, MOTIEN Technologies accepts no responsibility for consequences arising from printing errors or inaccuracies. Specifications are subject to change without notice. No rights under any patent accompany the sale of any such product(s) or information contained herein.

VQ - 6W 4:1 Regulated Single & Dual output

PART NUMBER STRUCTURE



MODEL SELECTION GUIDE

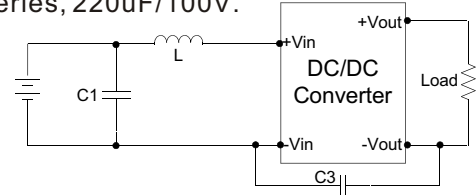
MODEL NUMBER	INPUT Voltage Range (Vdc)	INPUT Current		OUTPUT Voltage (Vdc)	OUTPUT Current		EFFICIENCY @FL(%)	Capacitor Load(uF)
		No-Load (mA)	Full Load (mA)		Min. load (mA)	Full load (mA)		
VQ-243R3S6	9-36	18	260.13	3.3	0	1400	74	1000
VQ-2405S6	9-36	18	312.5	5	0	1200	80	680
VQ-2409S6	9-36	18	308.64	9	0	666.6	81	330
VQ-2412S6	9-36	18	304.87	12	0	500	82	100
VQ-2415S6	9-36	18	301.2	15	0	400	83	100
VQ-2424S6	9-36	18	308.64	24	0	250	81	68
VQ-243R3D6	9-36	18	333.3	±3.3	0	±909	75	±470
VQ-2405D6	9-36	18	312.5	±5	0	±600	80	±330
VQ-2409D6	9-36	18	308.64	±9	0	±333	81	±100
VQ-2412D6	9-36	18	304.87	±12	0	±250	82	±68
VQ-2415D6	9-36	18	301.2	±15	0	±200	83	±68
VQ-2424D6	9-36	18	308.64	±24	0	±125	81	±22
VQ-483R3S6	18-72	15	130.06	3.3	0	1400	74	1000
VQ-4805S6	18-72	15	156.25	5	0	1200	80	680
VQ-4809S6	18-72	15	154.32	9	0	666.6	81	330
VQ-4812S6	18-72	15	152.43	12	0	500	82	100
VQ-4815S6	18-72	15	150.6	15	0	400	83	100
VQ-4824S6	18-72	15	154.32	24	0	250	81	68
VQ-483R3D6	18-72	15	166.6	±3.3	0	±909	75	±470
VQ-4805D6	18-72	15	156.25	±5	0	±600	80	±330
VQ-4809D6	18-72	15	154.32	±9	0	±333	81	±100
VQ-4812D6	18-72	15	152.43	±12	0	±250	82	±68
VQ-4815D6	18-72	15	150.6	±15	0	±200	83	±68
VQ-4824D6	18-72	15	154.32	±24	0	±125	81	±22

Suffix "H" means 3.5KVdc isolation
 Suffix "P" means Plastic case instead of standard Metal Case

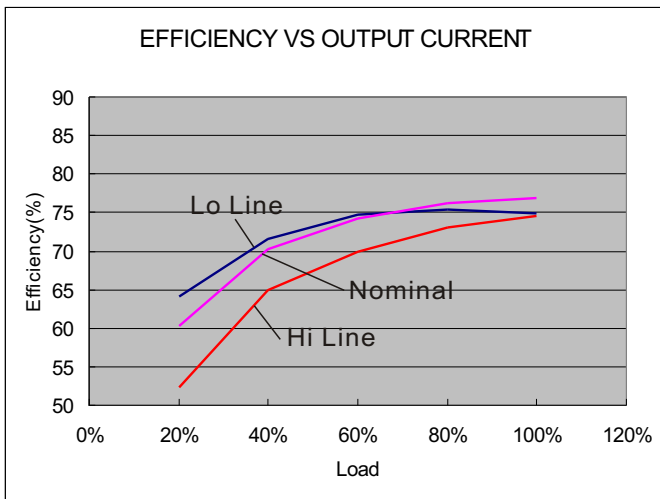
VQ - 6W 4:1 Regulated Single & Dual output

NOTE

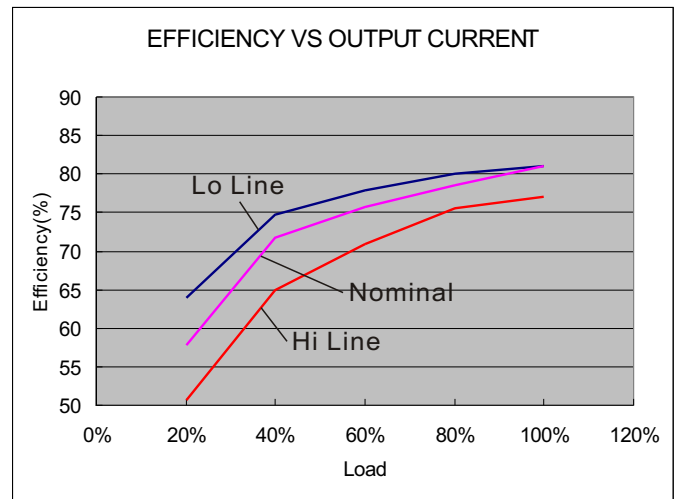
1. Typical value at nominal input voltage and full load.
2. Test by nominal input voltage and constant resistor load.
3. Measured Input reflected ripple current with a simulated source inductance of 12uH.
4. Exceeding the absolute ratings of the unit could cause damage. It is not allowed for continuous operating.
5. It's recommended to add C1(220 F), C3(1000PF,2KV), L(12 H) in input end to achieve EN55022 conducted Class A.
6. An external filter capacitor is required if the module has to meet EN61000-4-4 and EN61000-4-5. The filter capacitor Motien suggest: Nippon - chemi - con KY series, 220uF/100V.



C1	L	C3
220uF, 100V	12uH	1000PF, 2KV

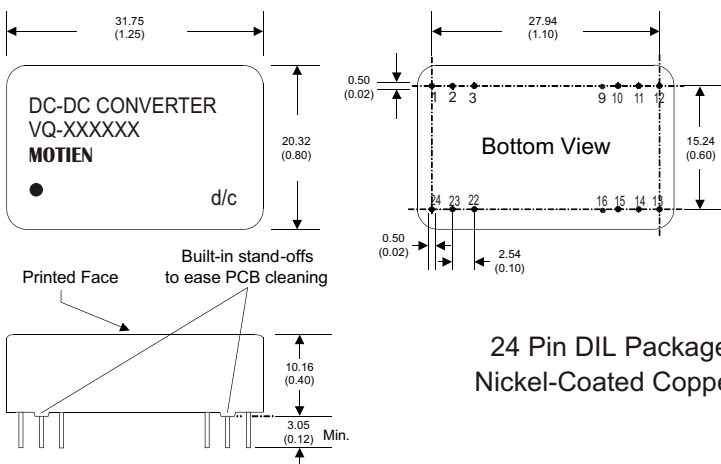


24 Models



48 Models

MECHANICAL SPECIFICATIONS



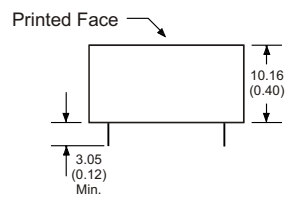
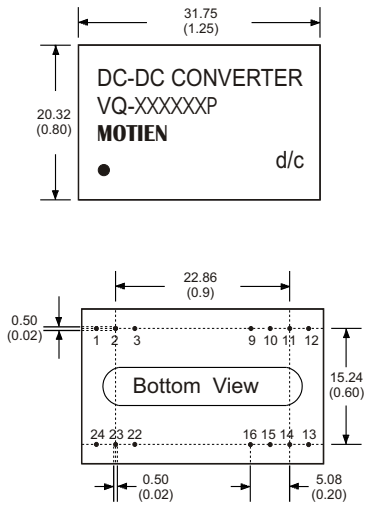
24 Pin DIL Package
Nickel-Coated Copper

- Notes: All dimensions are typical in millimeters (inches).
1. Pin diameter: 0.5 ± 0.05 (0.02 ± 0.002)
 2. Pin pitch tolerance: ± 0.35 (± 0.014)
 3. Case Tolerance: ± 0.5 (± 0.02)

PIN CONNECTIONS				
PIN NUMBER	SINGLE	DUAL	SINGLE-H	DUAL-H
1	+V Input	+V Input	N.P.	N.P.
2	N.C.	-V Output	-V Input	-V Input
3	N.C.	Common	-V Input	-V Input
9	N.P.	N.P.	N.P.	Common
10	-V Output	Common	N.P.	N.P.
11	+V Output	+V Output	N.C.	-V Output
12	-V Input	-V Input	N.P.	N.P.
13	-V Input	-V Input	N.P.	N.P.
14	+V Output	+V Output	+V Output	+V Output
15	-V Output	Common	N.P.	N.P.
16	N.P.	N.P.	-V Output	Common
22	N.C.	Common	+V Input	+V Input
23	N.C.	-V Output	+V Input	+V Input
24	+V Input	+V Input	N.P.	N.P.

The models listed above is just for standard type. If you need the special specification product, please contact our service member by telephone presented in shortform cover or e-mail to : sales@motien.com.tw

VQ - 6W 4:1 Regulated Single & Dual output

MECHANICAL SPECIFICATIONS


For "P" Case

24 Pin DIL Package
Non-Conductive Plastic

- Notes: All dimensions are typical in millimeters (inches).
1. Pin diameter: 0.5 ±0.05 (0.02 ±0.002)
 2. Pin pitch tolerance: ±0.35 (±0.014)
 3. Case Tolerance: ±0.5 (±0.02)

PIN CONNECTIONS				
PIN NUMBER	SINGLE	DUAL	SINGLE-H	DUAL-H
1	+V Input	+V Input	N.P.	N.P.
2	N.C.	-V Output	-V Input	-V Input
3	N.C.	Common	-V Input	-V Input
9	N.P.	N.P.	N.P.	Common
10	-V Output	Common	N.P.	N.P.
11	+V Output	+V Output	N.C.	-V Output
12	-V Input	-V Input	N.P.	N.P.
13	-V Input	-V Input	N.P.	N.P.
14	+V Output	+V Output	+V Output	+V Output
15	-V Output	Common	N.P.	N.P.
16	N.P.	N.P.	-V Output	Common
22	N.C.	Common	+V Input	+V Input
23	N.C.	-V Output	+V Input	+V Input
24	+V Input	+V Input	N.P.	N.P.